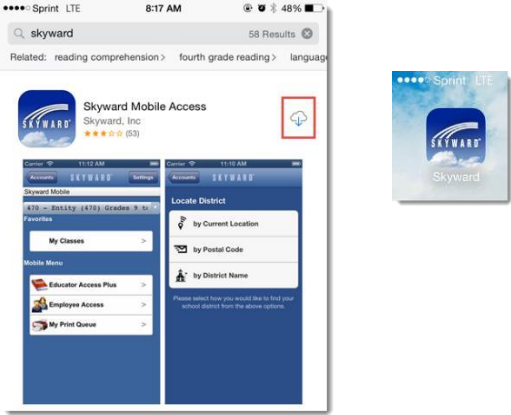
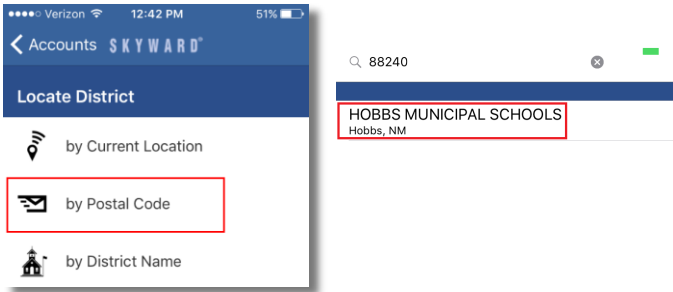


Families and students have the ability to view grade and attendance information in Skyward using the Skyward Mobile Access App. Please see the steps below to get started:

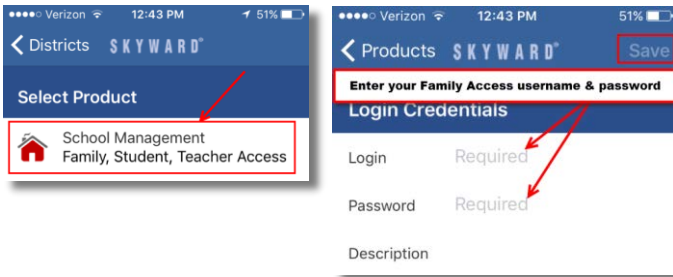
- From your personal cell phone and/or mobile device, download the **Skyward Mobile Access App** from the App Store or Google Play.



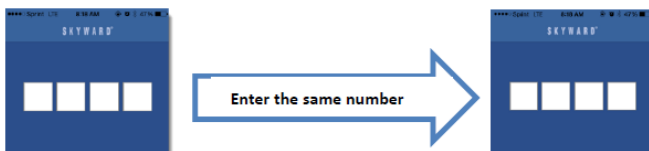
- Open the App and search for Hobbs Municipal Schools. **using the by Postal Code option and enter 88240. Next, choose Hobbs Municipal Schools.**



- Select **School Management**. **Families:** Enter your Family Access username and the password. If you do not know your username and password, please contact the school that your child attends.

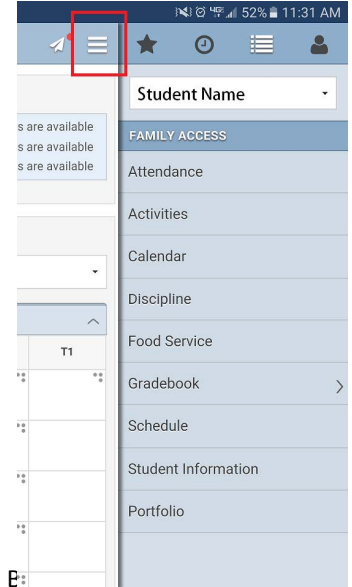


- Next, enter a 4-digit code to secure your App. You will have to enter this number twice. Ensure that you select a code that you can remember.



- Tap the desired menu option to view your student data. **Use the Back button to move back and forth between menus.**

- Attendance:** displays attendance data by date
- Activities:** displays athletics and extra-curricular activities student participates in
- Calendar:** displays assignments by due date
- Discipline:** displays any discipline referrals
- Food Services:** displays account balances
- Gradebook:** displays grade and assignment information for each class. Scroll down to the class; tap on the class to get detailed information.
- Schedule:** displays a schedule of your current classes
- Student Information:** displays general student information
- Portfolio:** displays all report cards



NOTES:

- If you have any questions about the data you see in your Family or Student Access App, please speak with the appropriate school personnel (teachers and/or front office).
- If you have any trouble with Family or Student Access or feel like your username/password has been compromised please speak with the appropriate school personnel.